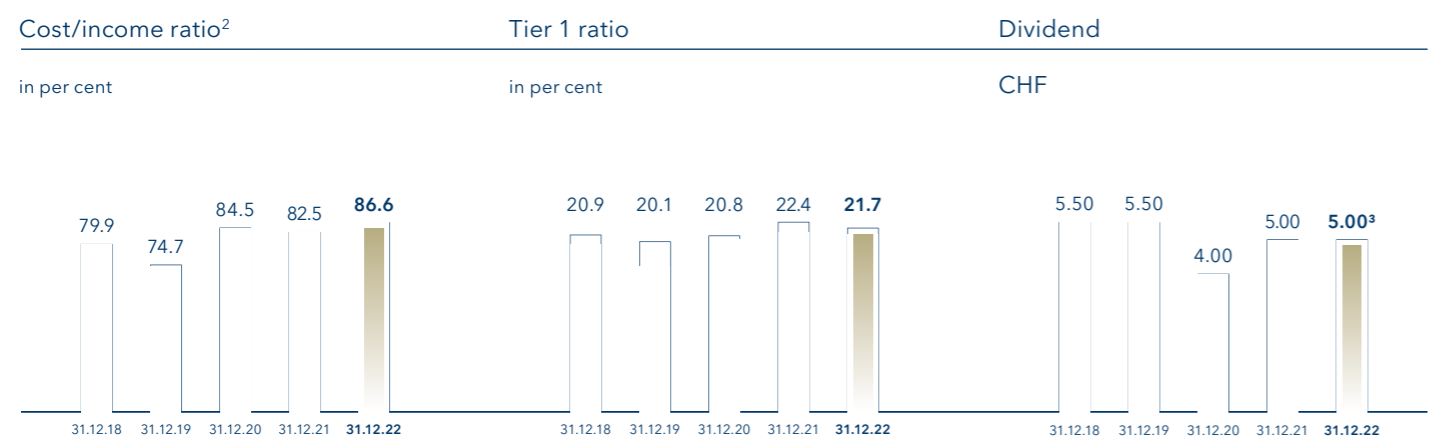
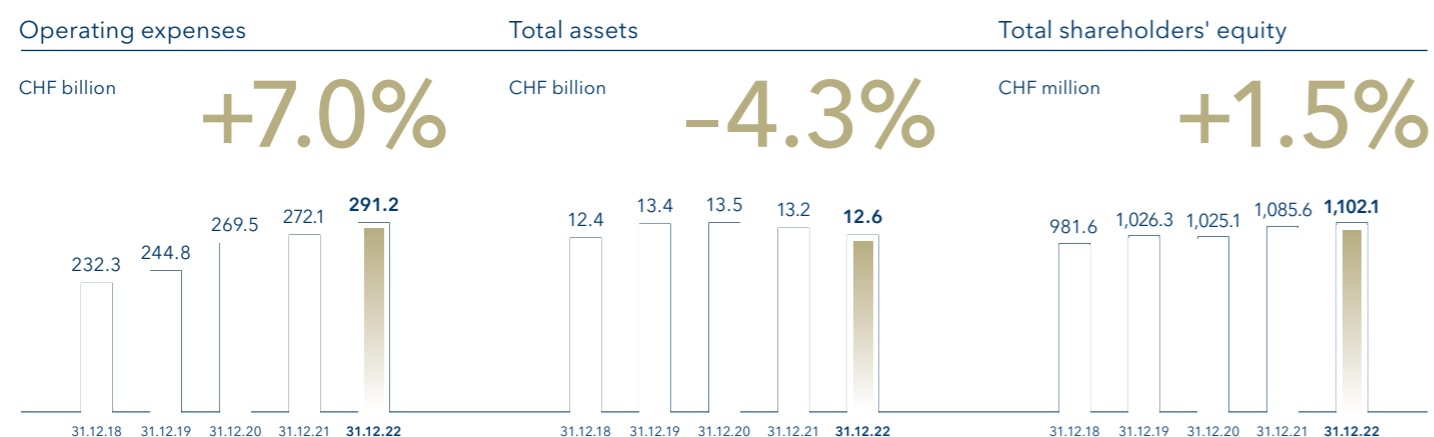
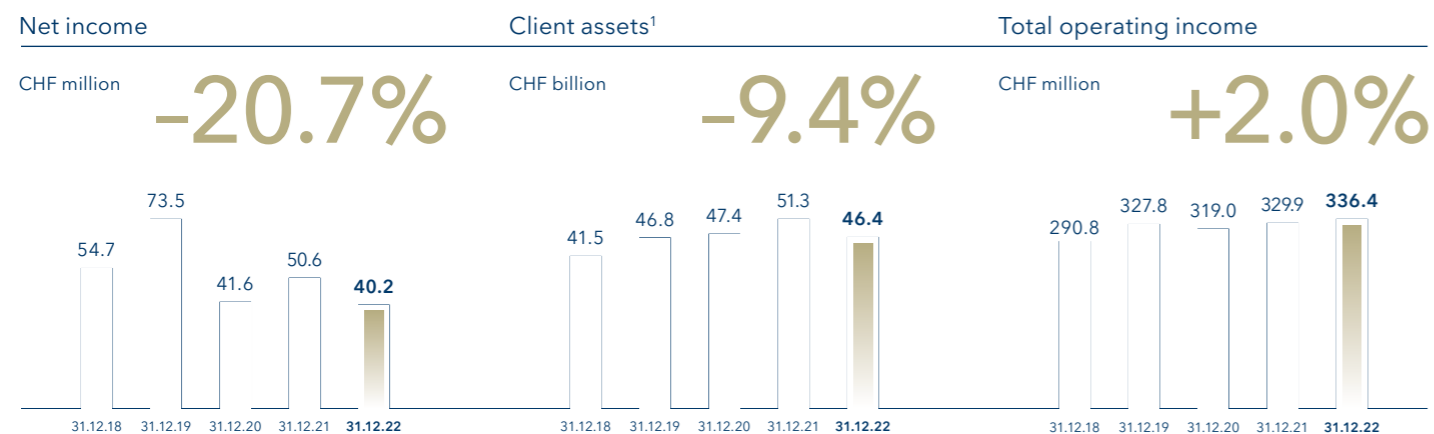


Our financial year 2022



¹ Client assets under management excl. custody assets
² Operating expenses / total operating income
³ Proposal to the annual general meeting

Key figures of VP Bank Group

	2022	2021	Variance in %
Key income statement data in CHF million^{1,2}			
Total net interest income	121.5	110.0	10.5
Total net income from commission business and services	139.6	156.5	-10.8
Income from trading activities	65.5	50.0	31.0
Income from financial instruments	9.4	11.5	-18.3
Total operating income	336.4	329.9	2.0
Operating expenses	291.2	272.1	7.0
Group net income	40.2	50.6	-20.7
Key balance-sheet data in CHF million^{1,2}			
Total assets	12,631.1	13,196.4	-4.3
Due from banks	1,539.9	1,688.9	-8.8
Due from customers	5,758.9	6,237.3	-7.7
Due to customers	10,833.7	11,458.7	-5.5
Total shareholders' equity	1,102.1	1,085.6	1.5
Equity ratio (in %)	8.7	8.2	6.1
Tier 1 ratio in accordance with Basel III (in %)	21.7	22.4	-3.1
Leverage ratio in accordance with Basel III (in %)	8.0	7.6	5.3
Liquidity coverage ratio in accordance with Basel III (in %)	232.6	160.2	45.2
Net stable funding ratio (NSFR) in accordance with Basel III (in %)	158.4	n.a.	
Total client assets under management in CHF million			
On-balance-sheet customer deposits (excluding custody assets)	10,684.4	11,439.7	-6.6
Fiduciary deposits (excluding custody assets)	493.0	415.8	18.6
Client securities accounts	35,268.4	39,421.2	-10.5
Custody assets in CHF million	5,837.2	7,495.3	-22.1
Total client assets in CHF million	52,283.2	58,771.9	-11.0
Business volumes in CHF million³			
Net new money in CHF million	1,050.4	276.9	279.3
Key operating indicators²			
Return on equity (in %) ⁴	3.7	4.9	
Cost/income ratio strategy 2026 (in %) ⁵	86.6	82.5	
Headcount (expressed as full-time equivalents, excluding student apprentices) ⁶	935.0	938.5	
Total operating income per employee (in CHF 1,000)	359.8	351.5	
Total operating expenses per employee (in CHF 1,000) ⁷	267.7	251.9	
Group net income per employee (in CHF 1,000)	43.0	54.0	
Key indicators related to shares of VP Bank in CHF¹			
Group net income per registered share A ⁸	6.57	8.33	
Group net income per registered share B ⁸	0.66	0.83	
Dividend per registered share A ⁹	5.00	5.00	
Dividend per registered share B ⁹	0.50	0.50	
Dividend yield registered share A (in %) ¹⁰	5.7	5.2	
Payout ratio registered share A (in %)	76.1	60.0	
Total shareholders' return on registered shares A (in %) ¹¹	-3.93	-10.18	
Shareholders' equity per registered share A on the balance-sheet date	179.92	178.21	
Shareholders' equity per registered share B on the balance-sheet date	17.99	17.82	
Quoted price per registered share A	87.80	96.60	
Quoted price per registered share B	8.80	9.70	
Highest quoted price per registered share A	107.00	125.00	
Lowest quoted price per registered share A	80.20	93.20	
Market capitalisation (in CHF million) ¹²	581	639	
Price/earnings ratio per registered share A	13.36	11.59	
Rating Standard & Poor's	A/Negative/A-1	A/Negative/A-1	

¹ The reported key data and operating indicators are computed and reported on the basis of the share of the net profit and shareholders' equity attributable to the shareholders of VP Bank Ltd, Vaduz.
² Details in the notes to the consolidated income statement and consolidated balance sheet.
³ Assets under management and due from customers.
⁴ Net income / average shareholders' equity less dividend.
⁵ Total operating expenses / total operating income.
⁶ In accordance with legal requirements, apprentices are to be included in headcount statistics as 50 per cent of equivalent full-time employees.
⁷ Operating expenses excluding depreciation and amortisation, valuation allowances, provisions and losses / headcount.
⁸ Based on the weighted average number of shares (registered share A) (note 11).
⁹ Subject to approval by the annual general meeting.
¹⁰ Based on closing price at year end.
¹¹ Price change compared to previous year closing price plus dividend / closing price previous year.
¹² Including registered shares B.
The definitions are available at vpbank.com/apm

